



G.D. Goenka Public School,  
Sarita Vihar



## HOLIDAY HOMEWORK

(CLASS-VI)

### EK BHARAT SHRESHTHA BHARAT


A LAND OF BLISS AND TRANQUILITY



सिक्किमराज्यम्

CULTURAL  
MOSAIC

SIKKIM



सिक्किमप्रदेशस्य भोजनम्

- एतेषां जनानां पच्य भोजनं पोषितं अस्ति ।
- तन्मुखः प्रधानं भोजनं अस्ति ।
- सिक्किमस्य भोजनं भूतान् देशान् धरति . अस्ति ।
- ते कम्पकव मोमो कुचपि खादन्ति ।
- प्रदेशस्यः मुख्येण मासभोजनः सन्ति ।



सिक्किमस्य जनानाम् वेशभूषा



सिक्किमस्य वेशभूषा तंभरां विविधा प्रदर्शयति । भारतस्य अन्धसा जन्मजाती तुलनायां सिक्किमस्य महिला जनजात्या देशभूषा बदलिन्या विद्यते । पुरुषा यो इति वस्त्रमिदं युक्तं अस्के च धारन्ति महिलानां वेशभूषा इतो अपि विशिष्टा विद्यते ।

Dear Students

It's the season of snow  
For cosiness and warmth  
So, learn and grow  
Keep developing henceforth

India is a diverse nation yet it stands together and united. To learn about the diverse culture of India, is an integral part of our academic learning. Bringing in the amalgamation of the heart of our country - Delhi with the beautiful land of our Eastern borders - Sikkim, we will compare, analyse and summarise the similarities/differences in the vast cultures of both the states under the project Ek Bharat Shrestha Bharat.

To learn more about our country's capital and the beautiful eastern state of Sikkim, we have allocated section-wise assignments/tasks which will enable you to learn more about the food, culture, monuments, costume and more of these two states.

Kindly read the detailed instructions given for your class & section and broaden the learning horizon.

Happy learning!!

## GENERAL INSTRUCTIONS

- Each section is divided into Group A and Group B
- Group A will collate information and do their activity for the **state of Sikkim** according to their allotted topics/aspects of learning.
- Group B will collate information and do their activity **for Delhi** as a state, according to their allotted topics/aspects of learning.
- Each presentation/activity should be vibrant and informative.
- All projects (presentations, videos etc) should be posted in the classroom created by the class teacher by Saturday, January 8, 2022.
- All videos to be recorded in landscape mode only with neat and presentable background. Digital backdrops can also be used.
- This holiday homework is mandatory and each student has to submit individual work or groupwork, if they have been divided in smaller groups.
- For assistance/queries please contact the class teacher.

## CLASS VI-A

**GROUP A** -Roll no 1-17

### TOPIC 1- Steaming Sikkim

The food of Sikkim is a rich mixture of Nepalese, Tibetan and native Sikkimese food. Rice and maize are the staple products consumed in Sikkim. The cuisine is primarily non-vegetarian but vegetables are used in their cuisine in the form of fermented vegetables, which helps them to be preserved for a longer time.

### **INSTRUCTIONS-**

1. Each student of group A will do research work on any one/two cuisines of Sikkim. The research work should include the name of the cuisine, its origin, recipe and special occasions on which it is served.
2. Students can pick on easy recipes and try to make them at home.
3. Each student to make a **recipe card and ingredient card** for the cuisine that has been chosen. The card should be given support from the back, so that it can stand on a table.
4. The recipe and the ingredient cards should be neatly written with a font size Times New Roman 30.
5. Students need to be ready with the above mentioned to give a demonstration once we come back from winter break!

[www.holidify.com/pages/sikkim-food-120.html](http://www.holidify.com/pages/sikkim-food-120.html)



## **TOPIC 2- Hues of Humble Sikkim**

Sikkim, in addition with its mountains and lakes, has acquired its maximum splendour owing to its loaded flora and fauna. To know more about the extensive range of flora and fauna of Sikkim, students are instructed to do an amusing activity 'Hues of Humble- Sikkim'.



### **Instructions-**

1. Roll no. 1-6, 7-11, 12-17 will work as groups on the flora and fauna of Sikkim. Please contact each other on phone/Gmeet and discuss the topic to divide your work. Remember each member of the team has to contribute for the video.
2. Virtual tour of flora and fauna of Sikkim will be presented through a video and each group will work collaboratively.
3. Video can include following points-

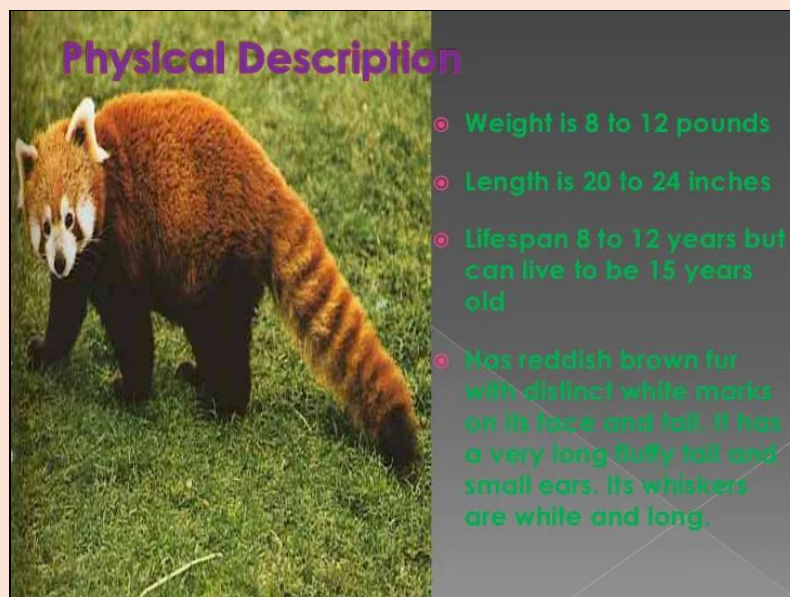
- Introduction- In which students will be showcasing an overview of the rich heritage of biodiversity in Sikkim.
- Flora of Sikkim- Official flower - Orchid Dendrobium Nobile. Primula, Rhododendron, Juniper, Oaks, Chestnuts
- Fauna of Sikkim- National Animal- Red Panda, Snow Leopard, Musk Deer, Bhoral, Himalayan Tahr, Serow, Goral, Barking Deer, Himalayan Black Bear.

- National Parks and Wildlife sanctuaries- Khangchendzonga National Park, Pangolakha Wildlife Sanctuary, Barsey Rhododendron Wildlife Sanctuary, Kyongnosla Alpine Sanctuary.
- Conservation and protection of flora and fauna.

4. Videos should include images, GIFs, illustrations. Refer to the site- <https://clideo.com/video-maker> to make the video. In this you can add your images, GIFs, music and present it.

5. Use your creativity to present the videos by giving voiceover, colourful pictures, background etc. The writeup in the slides for the video should be short and crisp.

6. You can make slides in PPT like attached below and present all the pictures of the PPT in the video mode through the above-mentioned video link.



7. For information about the flora and fauna of Sikkim you can refer to the following links-

<http://www.bharatonline.com/sikkim/flora-and-fauna.html>

<https://traveltriangle.com/blog/sikkim-wildlife/>

**GROUP B** -Roll no. 18-34

**TOPIC 1-** Chatpati Dilli

Think Old Delhi, and you are instantly transported to the lanes of loaded parathas, succulent kebabs, Gol gappas, Chaat papdi, delicious Chole Bhature and absolutely sinful sweetmeats! Let's explore the Chatpati Dilli!

**INSTRUCTIONS-**

1. Each student of group B will do research work on any one/two cuisines of Delhi. The research work should include the name of the cuisine, its origin, recipe and special occasions on which it is served.
2. Students can pick on easy recipes and try to make them at home.
3. Each student to make a **recipe card and ingredient card** for the cuisine that has been chosen. The card should be given support from the back, so that it can stand on a table.
4. The recipe and the ingredient cards should be neatly written with a font size Times New Roman 30.

Students need to be ready with the above mentioned to give a demonstration once we come back from winter break!

Refer to the site to prepare for the presentation:

<https://www.tutorialspoint.com/what-are-the-famous-cuisines-of-delhi>



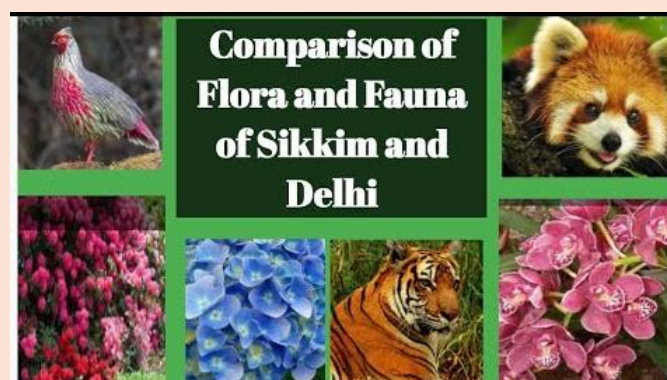
## TOPIC 2- Hues of Scintillating Delhi

Delhi has the distinction of being one of the few metros in the world that possesses a city forest. An astonishing variety of wildlife, including 120 species of plants, 100 species of birds, 25 species of mammals, amphibians, reptiles, and an innumerable species of arthropods are known to inhabit the area. To know more about the extensive range of flora and fauna of Delhi, students are instructed to do an amusing activity 'Hues of Scintillating Delhi'.



## **INSTRUCTIONS-**

1. Roll no. 18-23, 24- 29, 30- 34 will work as groups on the flora and fauna of Delhi. Please contact each other on phone/G meet and discuss the topic to divide your work. Remember each member of the team has to contribute for the video.
2. Virtual tours of flora and fauna of Delhi will be presented through a video and each group will work collaboratively.
3. Video can include following points-
  - Introduction- In which students will be showcasing an overview of the rich heritage of biodiversity in Delhi.
  - Flora of Delhi- Mexican Kikar, Babul, Ashoka tree, Banyan, Teak
  - Fauna of Delhi
  - National Parks and Wildlife sanctuaries- Sultanpur bird sanctuary, Deer Park, Okhla bird sanctuary
  - Conservation and protection of flora and fauna.
4. Videos should include images, GIFs, illustrations. Refer to the site- <https://clideo.com/video-maker> to make the video. In this you can add your images, GIFs, music and present it. You can also work collaboratively while sharing the link.
- 5 Use your creativity to present the videos by giving voiceover, colourful pictures, background etc. The writeup in the slides for the video should be short and crisp.
6. You can make slides in PPT like attached below and present all the pictures of the PPT in the video mode through the above-mentioned video link.



7. For information about the flora and fauna of Delhi you can refer to the following links-

<https://www.youtube.com/watch?v=RoFqyIPS10w>

<https://brainly.in/question/29756742>

<https://www.swantour.com/blogs/wildlife-in-delhi.php>



## CLASS VI-B

**GROUP A** -Roll no 1-17

### **TOPIC 1- WEAVING FESTIVITIES- A BLEND OF CULTURE AND FESTIVALS OF SIKKIM AND DELHI**

#### **INSTRUCTIONS-**

1. Each student of group A to conduct research on the different festivals of Sikkim and collect written information and pictures, under the following heads:

- a. Names of festivals celebrated there.
- b. Months in which they are celebrated and the purpose behind the celebration.
- c. How the festivals are celebrated.
- d. Attire and jewellery worn during the festivals.
- e. Amazing facts/ myths / stories related to the festivals.
- f. Wedding culture and ceremonies related to the state.

2. Once you all have collected the information and pictures, make a colourful PPT of 8 slides. The PPT should have an introduction slide, 5 information slides, fun facts with well written content in readable font and bright colourful pictures.

### **TOPIC 2- WANDERLUST- SIKKIM**

Sikkim is one of the most famous tourist destinations in North East India. Its marvellous landscape is dotted with high altitude lakes, rolling green mountains, colourful rhododendron groves, and azure rivers. To learn more about the tourist attractions in Sikkim students will be doing a fun-filled activity- 'WANDERLUST'.

#### **INSTRUCTIONS-**

1. This activity is a map making activity in which students will be making/ taking a printout of physical outline map of Sikkim (A-3 size) and pasting it on a half a cardboard sheet
2. Cover the cardboard with coloured sheet to make it look neat and decorate the borders of card board with colours and sparkles.
3. In the centre paste the Sikkim map.
4. Mark any 6 tourist spots on the outline map as a thick dot with marker pens. Write the names on strips of paper and paste it next to the dot to name the tourist spot.

5. In a separate bowl make 6 strips each having a clue to recognize the tourist spot.

6. Once a student picks up a clue from the bowl the correct name to be identified and a pin/dart to be pinned on the tourist spot on the map.



**GROUP B** -Roll no. 18-35

## **TOPIC 1- WEAVING FESTIVITIES- A BLEND OF CULTURE AND FESTIVALS OF SIKKIM AND DELHI**

### **INSTRUCTIONS-**

1. Each student of group B to conduct research on the different festivals of Delhi and collect written information and pictures, under the following heads:

- a. Names of festivals celebrated there.
- b. Months in which they are celebrated and the purpose behind the celebration.
- c. How the festivals are celebrated.
- d. Attire and jewellery worn during the festivals.
- e. Amazing facts/ myths / stories related to the festivals.
- f. Wedding culture and ceremonies related to the state.

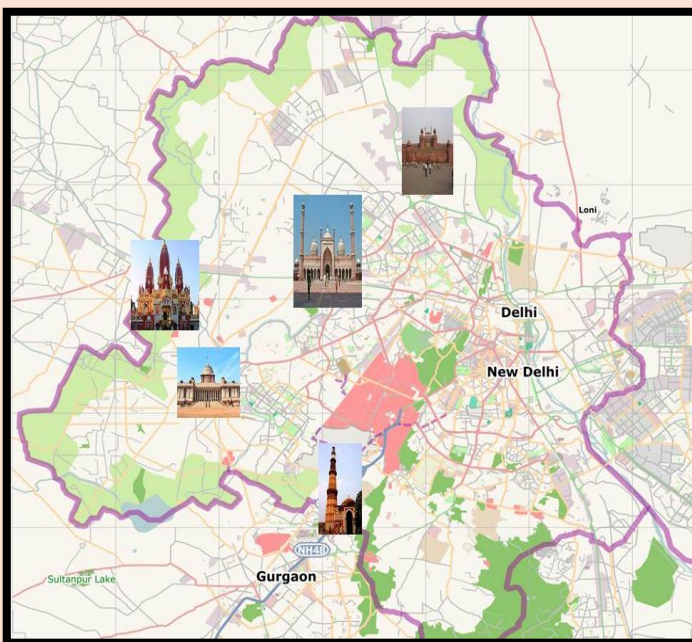
2. Once you all have collected the information and pictures, make a colourful PPT of 8 slides. The PPT should have an introduction slide, 5 information slides, fun facts with well written content in readable font and bright colourful pictures.

## **TOPIC 2- WANDERLUST- DELHI**

Things to do in Delhi are plentiful and include experiencing its diverse arts and crafts industry, its many magnificent monuments and countless performing arts venues. To learn more about its tourist attractions in Delhi students will be doing a fun filled activity-Wanderlust

### **INSTRUCTIONS-**

1. This activity is a map making activity in which students will be making/ taking a printout of physical outline map of Delhi (A-3 size) and pasting it on a half a cardboard sheet
2. Cover the cardboard with coloured sheet to make it look neat and decorate the borders of card board with colours and sparkles.
3. In the centre paste the map of Delhi.
4. Mark any 6 tourist spots on the outline map as a thick dot with marker pens. Write the names on strips of paper and paste it next to the dot that depicts the name of the tourist spot.
5. In a separate bowl make 6 strips each having a clue to recognize the tourist spot.
6. Once a student picks up a clue from the bowl the correct name to be identified and a pin/dart to be pinned on the tourist spot.



## ART WORK

### Prayer Wheel Making of Sikkim

Let us explore the “Prayer Wheel of Sikkim”. Prayer wheels are used by many Tibetans every day, sometimes for hours on end. Worshippers turn prayer wheels to accumulate merit, **to help all beings in the world, and to purify their karma (intentional actions)**. They are part of a meditation practice.

Create a model of ‘Prayer Wheel’ using different materials like Paper, colors, fevicol, pulses, glitters etc. A video link is attached here for your reference.

<https://www.youtube.com/watch?v=UtlS3W6KJvA>

Now click the picture and upload the work with this assignment in the google art classroom.

